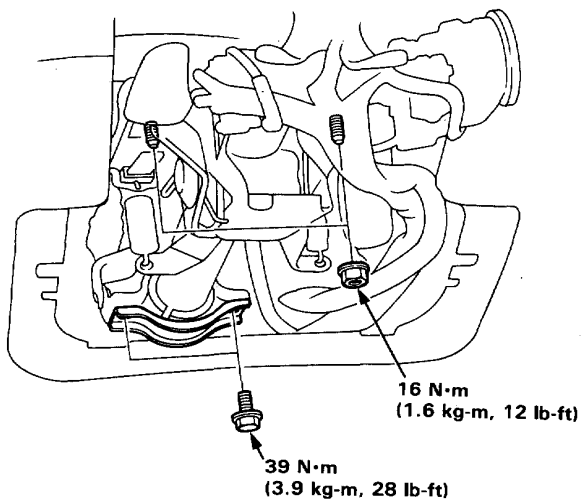


Column

Installation

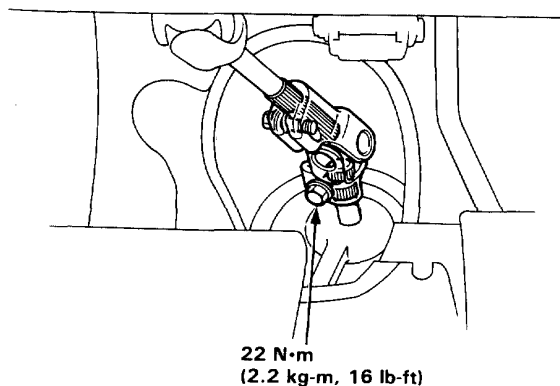
1. Slip the lower end of the steering joint onto the pinion shaft.
2. Install the steering column assembly with the nuts and column holder.



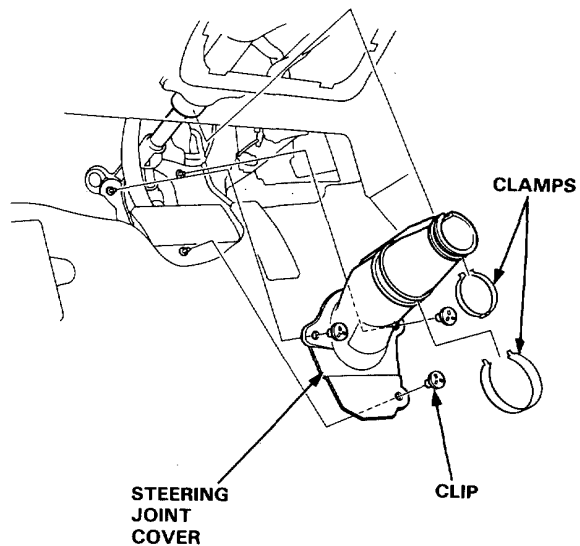
3. Loosely install the steering joint on the steering gear-box pinion.

NOTE:

- Be sure that the lower bolt is securely in the groove in the steering gearbox pinion.
- Be sure the pinion shaft and the steering column shaft are aligned; the joint should slip on freely. If not, reposition the steering rack to correct the misalignment.



4. Install the steering joint cover with the clamps and clip.



5. Connect each wire coupler to the fuse box under the left side of the dash.

